




Where to buy

Purchase a HoT SIM card for only € 1,99 in any Hofer store nationwide. Find one near you today! Visit www.hot.si/poslovalnice.html

3 v 1 SIM



● Mini ● Micro ● Nano

It's so simple

To activate your new HoT Sim card simply place a call, send a text message or surf the web.

You should then receive a short text message from 696 saying "Welcome! Your HoT Sim Card is now activated".

Some phones will receive another text message from an unknown sender. This needs to be installed on your device in order to use the internet and MMS services.

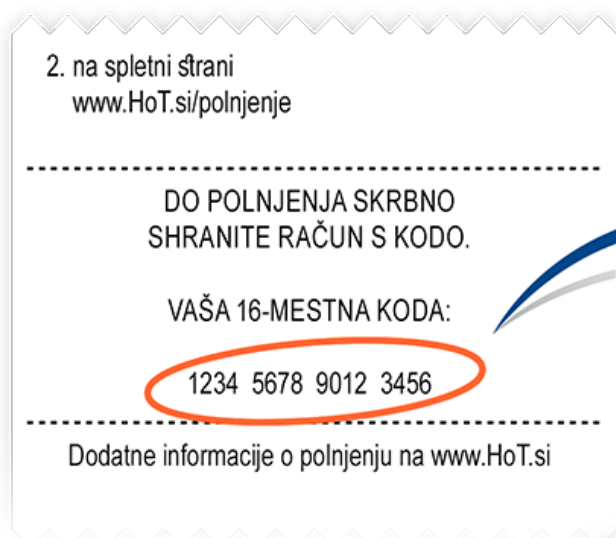
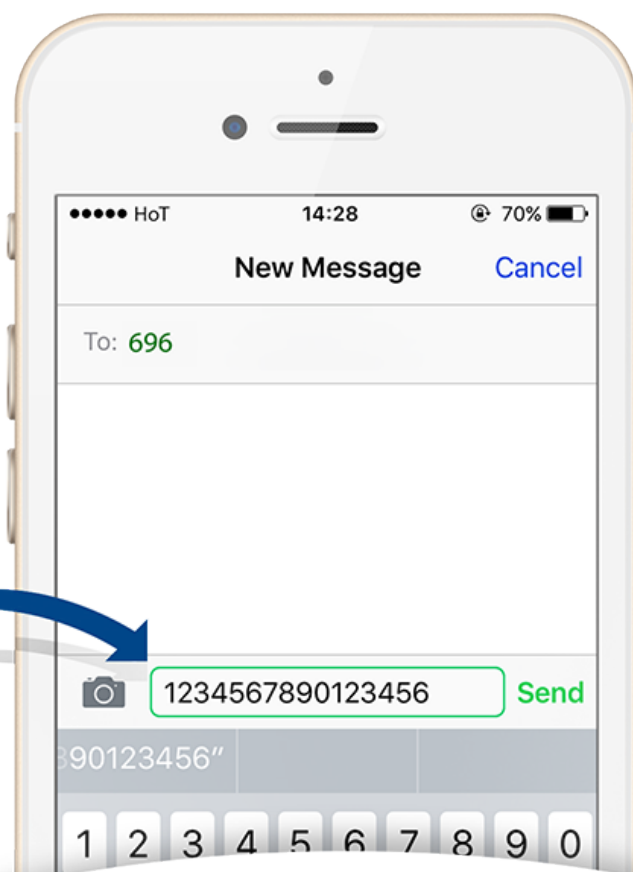


Top Up your HoT SIM card

You can instantly Top Up your HoT SIM card online through HoT.si or purchasing a voucher card in any Hofer store nationwide.

Using your Phone

Just send a text message to **696** from your HoT Phone containing the 16 digit voucher code.



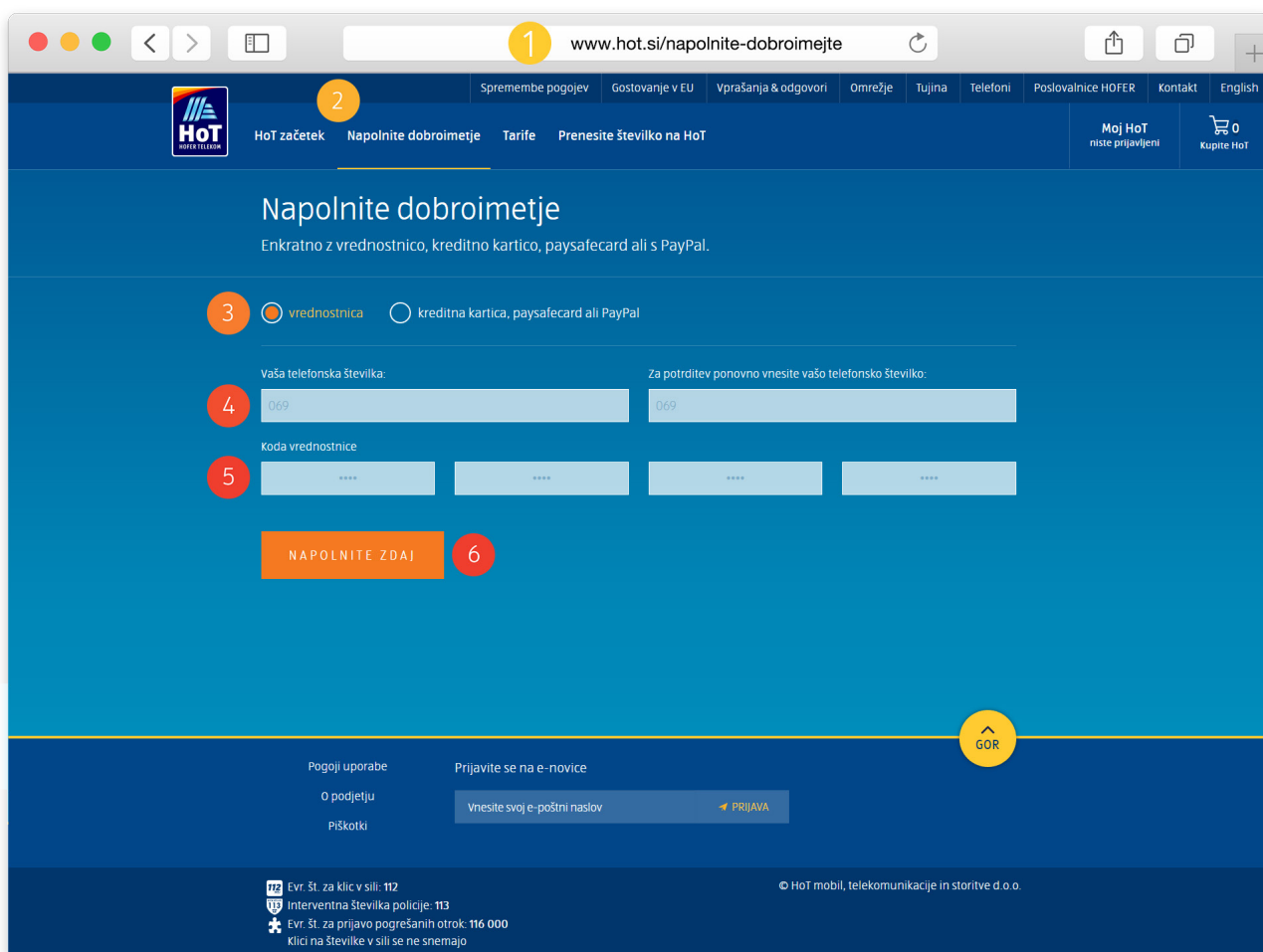
Get the "Moj HoT" app

Search for "Moj HoT" in the app store and download the app. Login with your phone number and you will see your current usage, tariff package and settings.



How to redeem a voucher Online

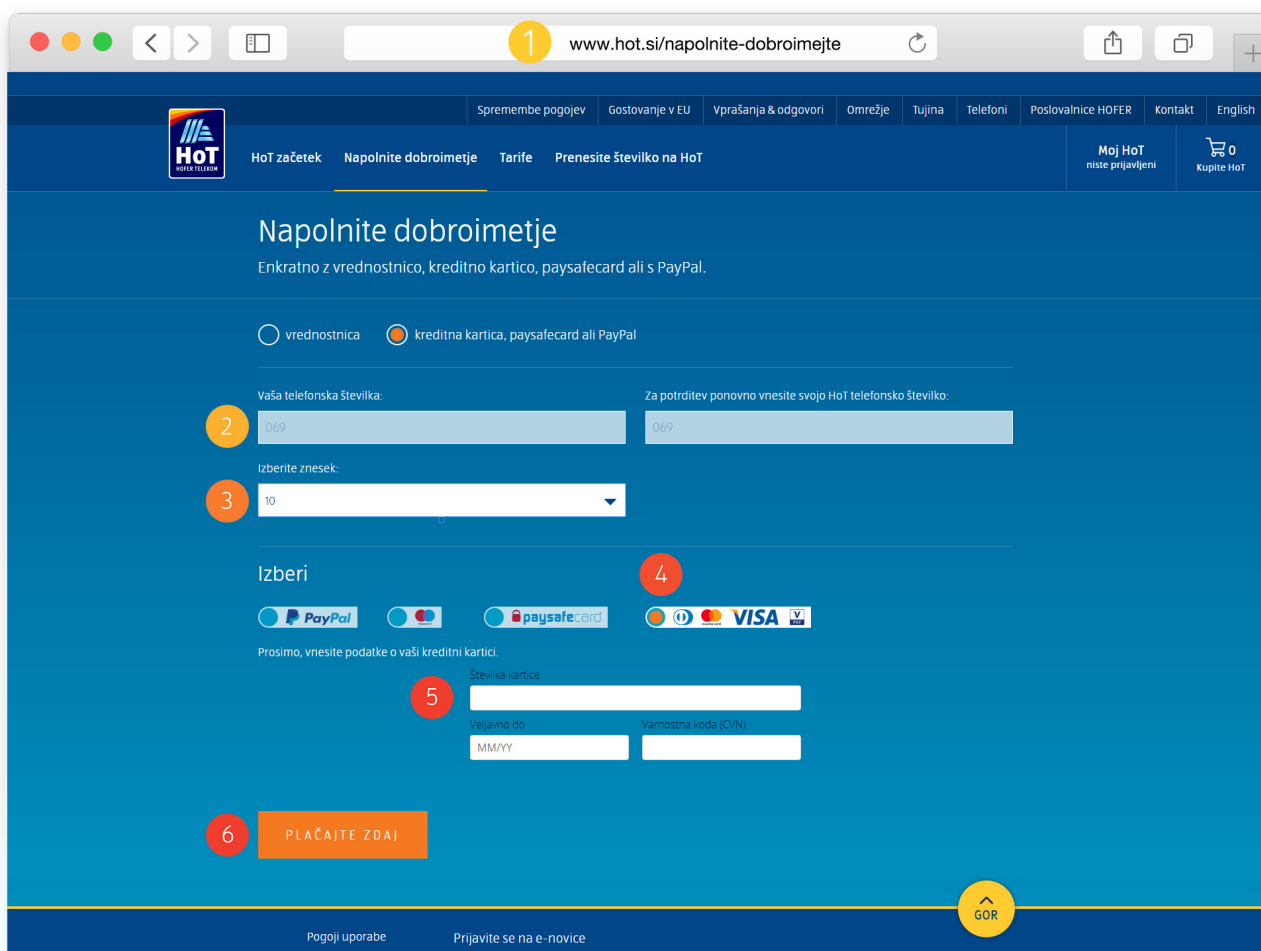
- 1 Go to www.hot.si
- 2 Navigate to “Napolnite dobroimetje”
- 3 Under the “z vrednostnico” tab
- 4 Enter your phone number in the first two input fields
- 5 Enter your 16 digit voucher code in the 4 fields below
- 6 Click on the orange button “Napolnite zdaj”, you will then receive a text message confirming your top up



The screenshot shows the website interface for redeeming a voucher. The browser address bar displays www.hot.si/napolnite-dobroimejte. The page title is "Napolnite dobroimetje" (Top up your credit). Below the title, there are two radio button options: "vrednostnica" (selected) and "kreditna kartica, paysafecard ali PayPal". The form contains two input fields for the phone number, both containing "069". Below these are four input fields for the 16-digit voucher code, each containing "****". An orange button labeled "NAPOLNITE ZDAJ" is positioned below the code fields. The footer contains links for "Pogoji uporabe", "O podjetju", "Piškotki", "Prijavite se na e-novice", and a login field with "PRIJAVA" button. The footer also includes contact information: "Evr. št. za klic v sili: 112", "Interventna številka policije: 113", "Evr. št. za prijavo pogrešanih otrok: 116 000", and "Klici na številke v sili se ne snemajo".

Top Up using Paypal, Online Banking or Credit Card

- 1 Go to www.hot.si/napolnite-dobroimejte
- 2 Enter your phone number in the first two input fields
- 3 Choose the amount of money you would like to top up
- 4 Choose your payment method (PayPal, Paysafe card, Maestro, Diners, Mastercard or Visa)
- 5 Type in your account or credit card information
- 6 Click on the orange button "Plačajte zdaj", you will then receive a text message confirming your top up



The screenshot shows the website www.hot.si/napolnite-dobroimejte. The page title is "Napolnite dobroimetje" (Top up your account). Below the title, it says "Enkratno z vrednostnico, kreditno kartico, paysafecard ali s PayPal." (One-time with voucher, credit card, paysafecard or with PayPal).

There are two radio buttons for payment method: "vrednostnica" (voucher) and "kreditna kartica, paysafecard ali PayPal" (credit card, paysafecard or PayPal). The second option is selected.

Step 2: Two input fields for phone numbers. The first is labeled "Vaša telefonska številka:" and the second "Za potrditev ponovno vnesite svojo HoT telefonsko številko:". Both contain "069".

Step 3: A dropdown menu for "Izberite znesek:" (Choose amount) with "10" selected.

Step 4: A section titled "Izberi" (Choose) with logos for PayPal, Mastercard, paysafecard, and VISA.

Step 5: A section titled "Prosimo, vnesite podatke o vaši kreditni kartici." (Please enter your credit card details.) with input fields for "Številka kartice" (Card number), "Veljavno do" (Valid until), and "Varnostna koda (CVN)" (Security code).

Step 6: An orange button labeled "PLAČAJTE ZDAJ" (Pay now).

At the bottom, there are links for "Pogoji uporabe" (Terms of use) and "Prijavite se na e-novice" (Sign up for e-newsletter), and a "GOR" button.



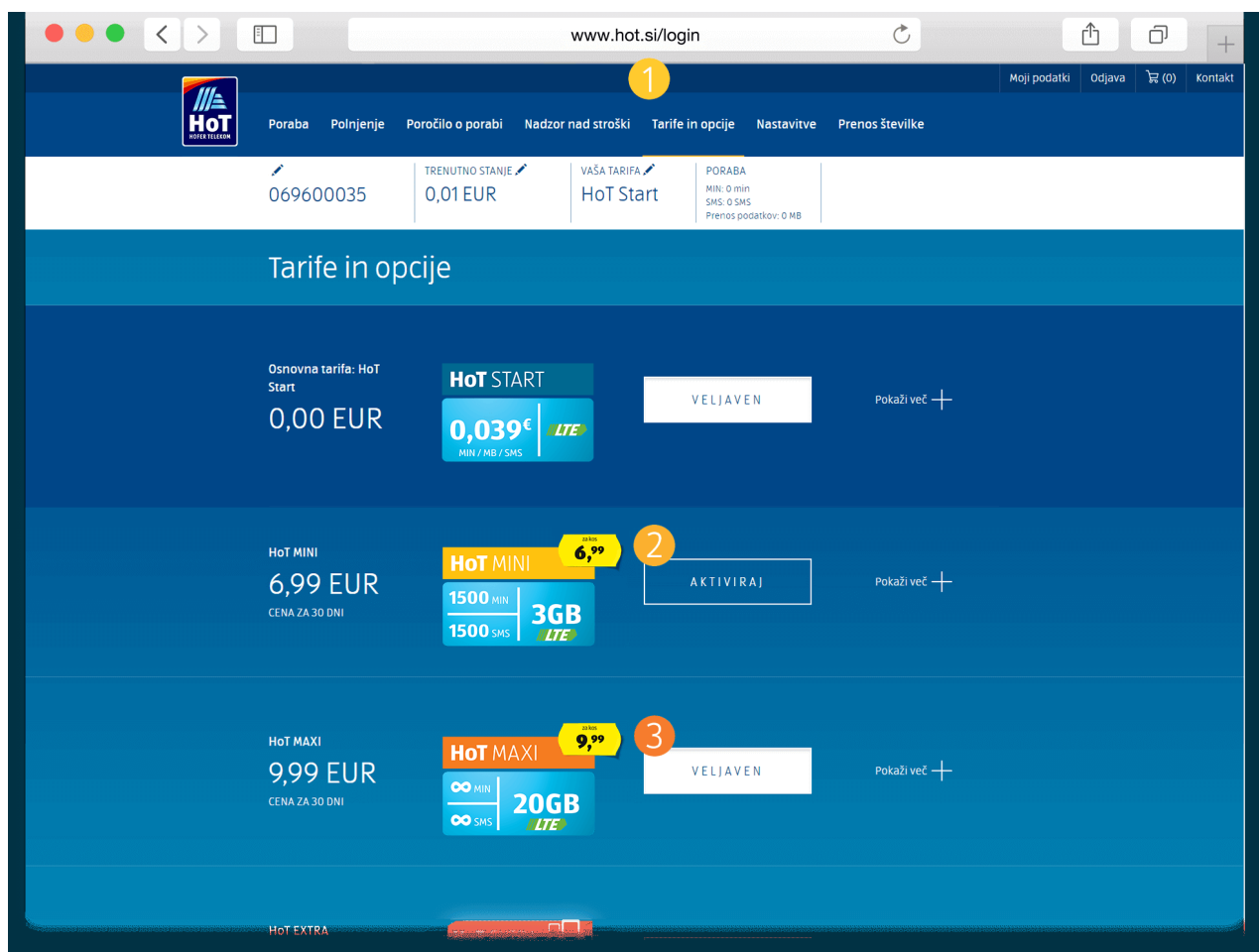
Log in to your HoT account

- 1 Go to www.hot.si/login
- 2 Enter your phone number
- 3 Click on the "Prijava" button and you will receive a text message with a one-time code
- 4 Enter the one-time code in the "Enkratno PIN-geslo" field
- 5 Click on "Prijava" to enter your account page

The screenshot shows the login page for HoT. The browser address bar displays www.hot.si/login. The page header includes navigation links: Spremembe pogojev, Gostovanje v EU, Vprašanja & odgovori, Omrežje, Tujina, Telefoni, Poslovalnice HOFER, Kontakt, and English. The main content area is titled "Prijava v Moj HoT" and offers three login methods: Enkratno SMS-geslo (selected), PUK-1, and E-pošta. A text box for the phone number contains "069123456789" and is marked with step 2. A "PRIJAVA" button is marked with step 3. Below it, a text box for the one-time code is marked with step 4, and a "POTRDI" button is marked with step 5. The page also features a "Kako se prijavim v Moj HoT?" section with instructions and a "Prenesite aplikacijo Moj HoT" section with links to Google Play and the App Store. The footer contains legal information and a "GOR" button.

Choosing a tariff package

- 1 Navigate to “Tarife”
- 2 Select your preferred tariff package by clicking on it
- 3 An alert box will appear, click on the orange button to activate your tariff package, you will then receive a text message confirming the activation and your activated package will be set to “veljaven”



As long as you have enough balance, your tariff package will be automatically prolonged every 30 days. In case you do not have enough balance, the package will be closed and you fall back to the HoT Start tariff where you pay as you go. You will get an SMS if your package cannot be prolonged. In this case Top UP your number first and then activate your tariff package again.